

· Download/Install APP ·



Use your phone to scan QR code,
download and install the SMA APP
Support:
Android 4.3 or above, Bluetooth 4.0
IOS 7.0 or above, iPhone 4s or above.

·Special couple's interactive function·

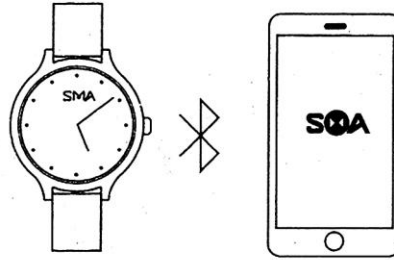
Interactive function1: transmit " I love you or I miss you "

Men's watch: Press the function key (up) more than 3s
Lady's watch: Tap the surface three times
The received watch will vibrate three times and the three led lights
(5.2.0 o'clock) will flash three times
And the sender watch led lights (5.2.0 o'clock) also
flash sequential twice after transmit is succeeded

Interactive function2: transmit " coming up to me or contact me soon "

Men's watch: Press the function key (down) more than 3s
Lady's watch: Tap the surface four times
The received watch will vibrate twice, and all
the led lights will light up one by one twice
All of the led lights of the sender watch will
light up sequential after transmit is succeeded
Remark: The interactive functions not have distance
limit between two watches. But please keep your watch
connected with APP

·Connecting with SMA Watch·




Bluetooth pairing
Log in account according to the App instruction
Pairing and connecting the watch with your phone.
From your phone, search for, pair, and connect with your watch
Connecting:
3,6,9,12 o'clock Led lights will flash in the same time.
The Led will light up at 3,6,9,12 o'clock
Man's watch connection: press and hold
the function key (up) more than 3s
Lady's watch connection: tap the watch surface twice
to confirm is already bound.
When connected successfully, all the 12 lights will light
up in sequence, then the watch will vibrate

· Main Feature ·

- **Activity tracking**
Set your goal in the APP
Military grade ADI acceleration transducer to
track your activity, You can check the progress
of the activity via the watch dial Led easily
- **Sleeping tracking**
Calculate the total sleep time, sleep efficiency,
deep sleep time and light sleep time.
- **Anti-lost alarm**
Alert you when your phone is out of Bluetooth operating
range (10m). The watch will vibrate three times, and the
lights will light up at 3,6,9,12 o'clock 6 times.
- **Message notification**
Turn on the message notification on APP, the watch
will vibrate and 6 o'clock LED flash.

·Matching·



Open APP watch matching function.
Input your lover's SMA App account and start match
two watches. Your App will send the application to
your lover's APP. Once your lover receives the
application and accepts match.
Then two watches can interact through APP.

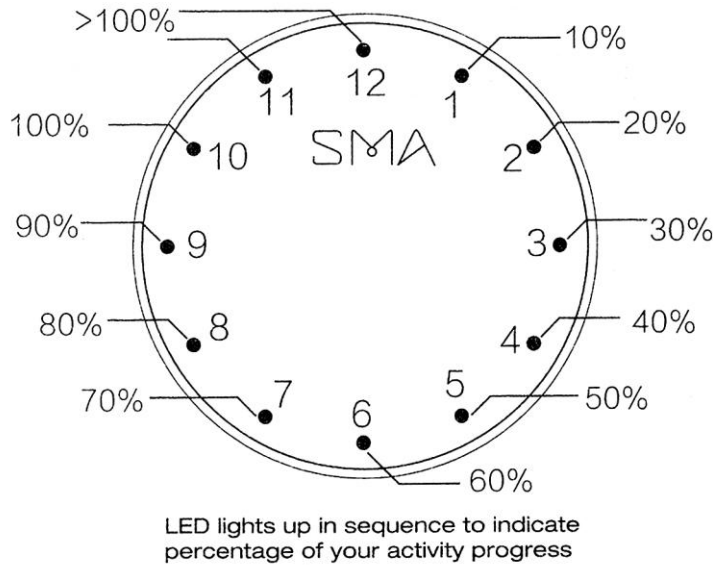
· Main Feature ·

- **Call notification**
The watch will vibrate 6 times,
and 12 o'clock led light up 6 times.
- **Hung up or mute**
Man's watch: shortly press the function key (up), hung up.
Shortly press the function key (down), mute.
Lady's watch: tap the watch surface twice, mute
(Currently only support android and already jailbroken iPhone.)
- **Selfie remote controlling**
Control your camera on your SMA watch APP
Man's watch: Press the up function key quickly
Lady's watch: double-tap on the surface
- **Alarm reminder**
Vibrate to remind you.
- **Sedentary alarm**
Setting the time period, watch will remind you with
vibration when you have been sitting too long.
3 o'clock and 9 o'clock led will light to remind you

· Functions ·

Mode	Function	How to use	
		Man's	Lady's
Connecting	Connect Confirmation	Press the up function key more than 3s	Tap the surface twice.
General	Activity Progress	Short press the up button	Tap the surface twice.
	Hung up call (Incoming call)	Short press the down button	Without this feature
	Delete call notice (Incoming notice)	Short press the down button	Tap the surface twice.
	Interactive function 1 (transmit love or miss)	Press the up function key more than 3s.	Tap the surface three times.
	Interactive function 2 (transmit call me or coming up to me)	Press the down Function key more than 3s.	Tap the surface four times.
Take pictures	Selfie remote Controlling camera shutter control	Short press the up button	Tap the surface twice.

· Activity progress LED indicate



· The specification ·

Working power	Man 3V (CR2032) Women 3V (CR2025)
Standby power consumption	≤0.1mW
Battery time for smart module	6 months
Communication methods	Bluetooth 4.0
Frequency of communication	2.4GHz
Display	quartz watch with LED
Mode of operation	press button/ Tap
Communication distance	10 meters(vision)
Waterproof level	5ATM
Diameter	Women 36.5mm Men 42mm
Thickness	Women 9.7mm Men 11.5mm

·The common problems·

1. Unable to connect to Bluetooth

- A. Make sure the Android system version is above 4.3
IOS version is above 7.0
- B. Make sure the mobile phone support Bluetooth 4.0
- C. Make sure the environment without strong magnetic interference
- D. restart the Bluetooth to connect again
- E. restart the mobile phone and connect again
- F. Make sure the connected mobile phone was not binding with other device or the watch not connecting by other users
- G. Make sure the smart module of watch with enough power

2. Abnormal vibrations or flash?

The phenomenon may be caused by the false operation

·The common problems·

3.Unable to identify the continuous Tap events for lady's watch?

The tap will be different according to the different users tap force, speed and the strap's firmness
Twice tap need coherent and time interval less than 500 milliseconds
Under the condition of Strap is tight, the watch can't provide enough vibration amplitude, the smart module can't identify the tap event.
Then please tap the side of the lady's watch, it will enhance the sensitivity to identify tap.

·The Guarantee Terms·

The company follow the principle of "creating value for customers"

Smawatch clients enjoy 1 year warranty since the acquisition date.if products are damage or malfunction, confirmed by accredited technical personnel of the company as in normal use circumstances, the company will provide free maintenance. The following cases does not belong to the warranty scope:

- A. accidental or artificial damage
- B. Test, repair, or disassemble Smawatch by technologists which not Unauthorized and confirmed by manufacturer
- C. Smudginess caused by artificial conditions
- D. The watch damaged caused by using or connecting the device which is not matched SMA watch.
- E. aging of the normal lifetime