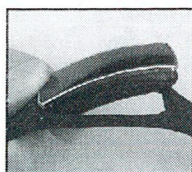


Smart Band AK66S User's Guide

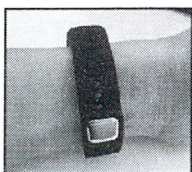
The "JYou" smart band could track steps taken and quality of sleep. There are more functions available once it is connected with mobile device. Which are tracking exercise data, notifications of incoming call/text message/QQ/Wechat/Facebok/Twitter, awaken reminder, shack to snap photos, alarm, and phone search, etc.

Activating and Charging "Jyou"

To charge your smart band, plug the charging cable (5V300mA) into the USB port. It usually takes 2 hours to charge the battery in full.



Install the device into the wrist band. Take it off in the other way.



Putting the clasp over the hole that best fit your wrist.



Image displayed on completion.

Download "JYou" App

Please scan the QR codes and download the "JYou" App in your app store. It requires OS to be iOS 7.0 or greater/Android 4.4 or later/Bluetooth 4.0, and you will be asked to accept the terms and agree to install.



Android



ios



Google

Set up your smart band and synchronization

Turn on the app, launch to "Log In" screen, then tap the logo to complete the registration. (You are advised to complete the registration step in order to use the data synchronization function.) Tap "Setting-Connect Device", and follow the instruction to pair the smart band with mobile device. Press "Download Data" to sync your smart band on your devices.

<1>

Features of "JYou" smart band

The motion of raising wrist and pressing button could light up the band. Short press button to switch menu.



Display time/date/week/battery life. The Bluetooth logo shows on the upper right corner when the smart band is connected with mobile devices. Displaying method could be varied by the types of mobile devices.



Steps taken



Calories burned



Distance traveled



Sleep time



Search phone: switch to this screen and shake the band, mobile device will make sound (make sure the smart band is connected with mobile device)



V1.0.1
ZHKJ-XXXX
Device model number: this screen will disappear once the smart band is connected with mobile device



<2>



On Your Feet reminder: smart band vibrates once the time set through the App was up



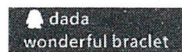
Alarm: smart band vibrates once the time set through the App was up



Incoming call notification



Message notification



QQ notification



WeChat notification

Note: This bracelet does not support the heart rate test function and whole point of automatic test function.

For more functions and troubleshooting, please open the App and press ? logo in setting.

Notice

1. Please consult with your doctor before using the product if you have a history of photosensitivity, myotenisitis, Carpal Tunnel Syndrome, or taking medicines for photosensitivity;
2. This is an electronic device, operating or recycling it improperly could cause personal injury and/or property damage;
3. The device is not a medical product. Collecting data of steps taken, calories burned, and sleep time could be inaccurate, and should not be used for any medical purpose.

<3>

<4>