






Smart bracelet F1 User's Guide

1. System & Hardware requirement

-  Android 4.4 or above
-  iOS 8.0 or above
-  Bluetooth 4.0

2. Use preparation

Please use the charging clip to charge the device to full power.



3. Connection

Please determine the phone meet the above requirements. And download the APP for connection.

Download APP:
Please search "Wearfit" in APP store and android market.

Binding:
Please ensure the bluetooth is on, and open "Wearfit". Click the selection of link to bracelet, find the device name in the list and click it. Then enter the main interface.



IOS version download







Android version download






4. Start using

Once the device connected to the app successfully, it will sync the time. It will record and analyze your activities, heart rate, blood pressure and sleep quality.

Bracelet operation: Click the button, in the following order switch interface
Time mode --> Pedometer mode --> Calories mode --> Heart rate mode
--> Blood oxygen model --> Blood pressure mode --> Sleep mode

Function Instruction:

-  1. Time mode: display time, battery, date
-  2. Sports record: Automatically records the number of steps
-  3. Calories Mode: Displays calories burned
-  4. Heart rate monitor: The device will auto-matically measures the present heart rate situation in the whole point. You can also manually measure the heart rate by APP. When the bracelet switched to Heart rate mode, the device will automatically start measuring. If you don't want to measure the heart rate, please continue switching. The page will display the data of the most recent measurement.

-  4. Blood oxygen monitor: The device will auto-matically measures the present Blood oxygen situation in the whole point. You can also manually measure the Blood oxygen by APP. When the bracelet switched to Blood oxygen mode, the device will automatically start measuring. If you don't want to measure the Blood oxygen, please continue switching.
-  5. Blood pressure monitor: The device will automatically measures the present blood pressure situation in the whole point. You can also manually measure the blood pressure by APP. When the bracelet switched to Heart rate mode, the device will automatically start measuring. If you don't want to measuring the heart rate, please continue switching. The page will display the data of most recent measurement. (The measurement time is about 150 seconds. The distance between bracelet and skin, dirt on device other reason will influence the measurement data.)
-  6. Sleep monitoring: Automatically recognize your status and monitoring the whole sleep progress with analyzing the deep sleep and light sleep hours.
-  7. Call reminder: Open the "Call reminder" function in APP, the bracelet will vibrate when the phone rang.
-  8. Message reminder (only for Android): Open the "Call reminder" function in APP, the bracelet will vibrate when the phone receive text messages.

5. Q&A

1. Can't find device when pairing device?

- ① Please ensure the bluetooth is ON and the mobile phone's condition is Android 4.4 or above and iOS 8.0 or above

② Please ensure the distance between phone and device is no more than 0.5m, device is among the normal bluetooth communication distance range (within 10m)

③ Please ensure the device is not under low power. If there is still problem after full charge, please contact us.

2. Can't connect the device with app?

Some smart phone bluetooth service will be abnormal when reboot. Please reboot the bluetooth or reboot smart phone for pairing device

3. APP no display data?

The data depend on timing and manual measurement to transfer. Please ensure the battery condition is good and bluetooth is ON.

4. Wrong time?

If the bracelet is under low power, the time may be wrong. Please charge the bracelet and connect phone again.

6. Specification

Screen size: 0.66inch
Bluetooth: BT 4.0
Battery type: Polymer lithium battery
Battery capacity: 80mAh
Bracelet size: 50mm*24mm*11.6mm
Strap size: 235mm*24mm*11.6mm
Material: silica gel and Plastic
Waterproof: IP65

*The company reserves the right to make changes to the contents of the specification without notice. Some of the features in the corresponding software version is different, it is the normal situation.