











# Smart Watch

## User manual

-  Sleep Monitoring
-  Intelligent Anti-lost
-  Calls Reminder
-  Health Data
-  Short Message Reminder
-  WeChat Reminder
-  Smart Alarm Clock
-  Thermal Analysis
-  Steps Detection
-  Remote photographing

Welcome to use smartwatch,please wear it,you can enjoy the following services:

Firstly,please scan the two-dimensional code to install the appropriate APP for your IOS or Android device.



Android



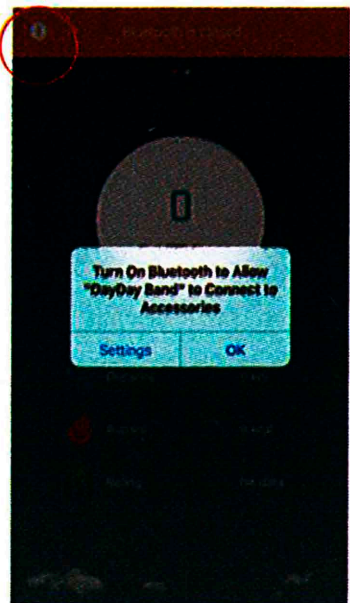
IOS

Indicator light

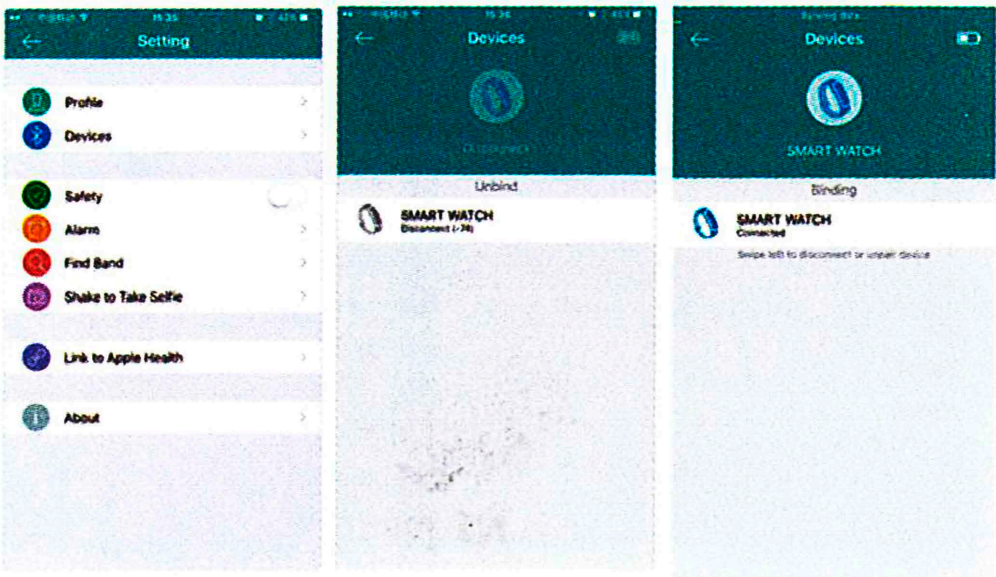


Open "dayday band",after pop-up the following dialogue box,click "set up".Then open the bluetooth of your device,then back to "dayday band" and set up.

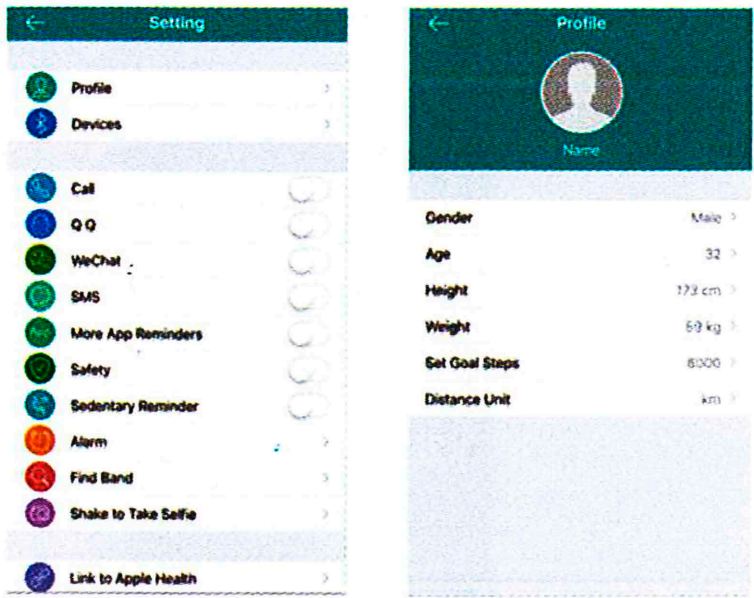
PS:the operating screens of IOS and Android have somedifference,the functions are same.The following operation is the example of IOS.



Choose "my device",then click "SMART WATCH" to connect.

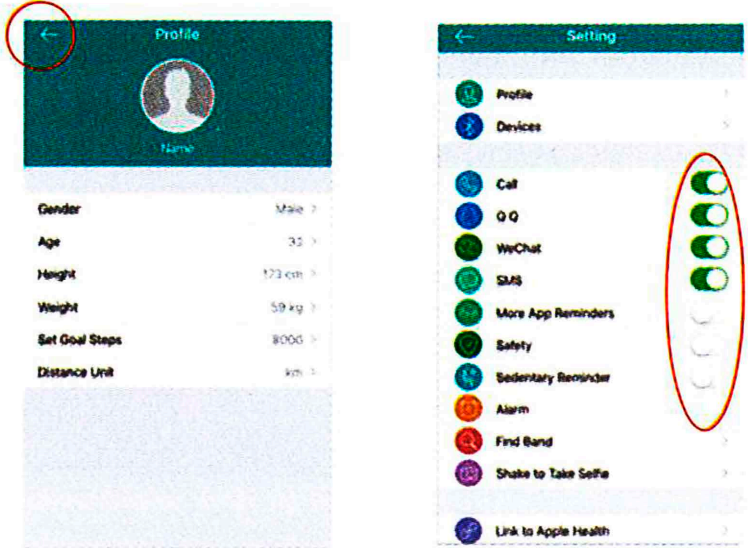


Choose "personal setting",please print in the information according to your actual situation and target.



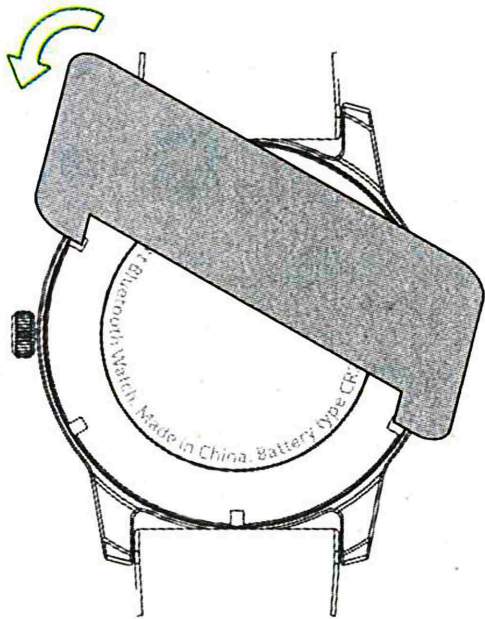
Click the left arrow on upper left corner,back to the setting menu: Choose the reminder funtion which you need,open the function according the prompt.

- PS:1.the screen in Android OS would have some difference,the basic functions are totally same.
- 2.After opening "Intelligent Anti-lost",when smart watch disconnects with your mobile phone,the prompt box of "device disconnected" will forced eject on your phone screen,If you don't need the prompt, please close the "Intelligent Anti-lost".



### When and How to replace the battery.

When three indicator lights on your smart watch flash at the same time or the APP prompts "Low Battery".Please replace the smart watch battery. Please aim the card slots under smart watch by the attached lid opening card,Rotate counterclockwise and open the caseback to replace battery.



### Attention

- 1.This smart watch is waterproof 30 M, you could swim in the pool when wearing it, do not wear it when bathing in hot water and entering the hot and humid environment to avoid water vapor entering inside the watch.
- 2.The Bluetooth battery type used in smart watch is 2032 button batteries, do not use other type to replace it.
- 3.When replacing quartz movement battery used in the smart watch,please replace it in the places with qualified personnel of repairing watches.Please don't disassemble it by yourself to avoid touching precision parts around.