



SMART WRISTBAND

Quick Start

Please refer to the App manual for detail functions

1. Scan the QR code to download the App

Download the App by scanning the QR code, or search the keyword 'smart wristband'.

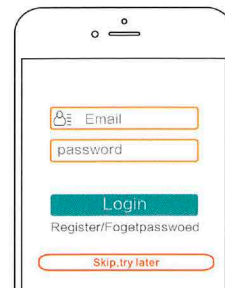


Smart wristband



2. Register and login

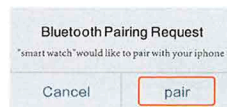
You can register it with your email, or ignore the registering procedure to experience.



- Enter your email address
- Enter password
- Login

3. Set the smart bracelet

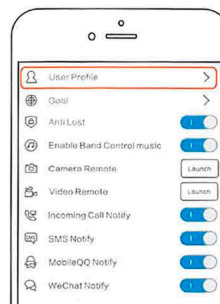
Search the bracelet with your phone bluetooth, it connects automatically.



Search the bracelet-Next-connected.
Warm prompt: iPhone need to be matched by confirming the popups

4. Set the function of smart bracelet

App-set your information and the tasks.



Set-personal information-synchronize user information with bracelet
Set-incoming telegram, message, QQ, Wechat(Iphone has been set already)
Keep App working.