

Smart HRM Bracelet

User Guide

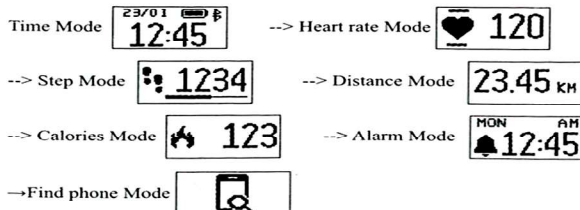


Smart Searching
Endless Exploring

How to Use

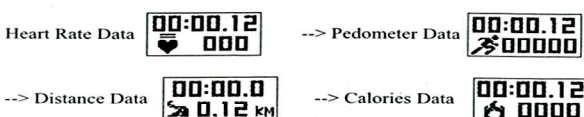
Once the device connected to the app successfully, it will record and analyze your activities and sleep status automatically, please press the key on the device to switch into different display modes as following:

1. Normal Mode



Note: Alarm Mode and Find phone Mode will only display on the device screen after switch turn ON in the APP!

2. Under normal mode, long press the key 2S to enter into the history sports mode, (the latest sports data), then switch into different display modes as following when normal press on the key:



3. Sports Mode

Double click the key under history sports mode, the new activity will start (Clear the latest history data, once new activity started, double click on the key will be invalid), device switch into different display modes as following when normal press on the key:

Working condition for mobile



IOS 7.1 & above



Android 4.4 & above



Support Bluetooth 4.0

Quick Start Guide

1. Download Veryfit 2.0 app


The smart band need to pair with the smart phone through app. Before downloading, please refer to working condition for mobile.

Way to download 1: Searching the QR code, scan and download app.

Please use the QR code Scan tool to scan the following QR code and open the link and download app. In case there is any problem to open the link, please try to copy the link and open it by browser.

Way to download 2: Search in the phone market and download.

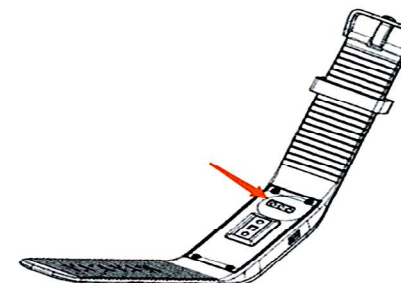
Please search and download the "Veryfit 2.0" from App Store or Google play store.



Select the device in the smart phone searching list

2. Device Activate & Charge

Make sure power is working normally before initial use. In case device is under low battery, connect the device to the charger. Device will automatically boot up (please clamp the charging clip to the back 3 point position of bracelet as below)



3. Pair the device

Please make sure the Bluetooth is ON and then open app "Veryfit 2.0" and go to bind. When searching and pairing device, please press on the key of device and activate the device (screen on). App will search the device automatically, choose the device name and connect the device to the app.

2. Please make sure the distance between phone and device is no more than 0.5m, device is among the normal Bluetooth communication distance range (within 10m).

3. Please make sure the device is not under low battery. If there is still problem after full charge, please contact us.

● Can't connect the device with app?

Some smart phone Bluetooth service will be abnormal when reboot. Please reboot the Bluetooth or reboot smart phone for pairing device.

● How to Restore Factory Defaults

Make sure the device is connected with app, go in the app, enter "Mine-System Setting" and choose "Reboot Device".

● How to update the device

Make sure the device is connected with app, go in the app "Device-Device update", please wait some minutes before update done.

Basic Specifications

CPU: Nordic nRF51822
Sensor: kionix kx022-1020
HR Sensor: Silicon labs Si1142
Host Weight: 25g
Battery Type: Rechargeable Li Battery
Battery Capacity: 60mAh
Data Sync: Bluetooth 4.0
Working Temperature: -10C--45 C
Waterproof: not for swimming or diving
Standby time: 15 days & above
This product is applied by professional Bluetooth RF signal and own-developed algorithm, the accuracy can reach 95% and above.



Note: Long press the key 2s to exit the Sports Mode

Functions Instruction

Activities Record:

Record daily activities, you could check daily activities including steps, distance and calorie consumption in the app;

Sleep Monitoring:

Device could automatically recognize your status and monitoring the whole sleep progress with analyzing the deep sleep and light sleep hours;

Remind Alerts:

Alarm alert, call alert, sedentary alert, etc. by silent vibration;

Anti-Lost:

When the smart phone is beyond the Bluetooth range (no more than 5m), the device vibrates to remind.

Remote Camera Control:

Device key could control remote photograph shooting.

HRM:

Monitoring your heart rate effectively, and being reasonable to planning the movement.

FAQ

● Can't find device when pairing device?

1. Please make sure the smart phone Bluetooth is ON and smart phone OS Android 4.3 & above and iOS 7.1 & above.