

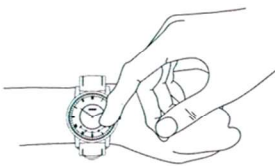
TS-H01

Welcome to use TRASENSE smart watch.

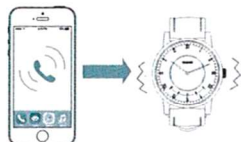
01

## Use watch

- There are 5 indicating LED lights on the watch surface. When 1 light shining, means you completed 25% of your goal. When 4 lights shining, means you completed 75% of your goal.

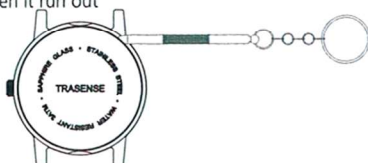


- Call reminder: The watch will vibrate if you don't answer the incoming call in a few seconds



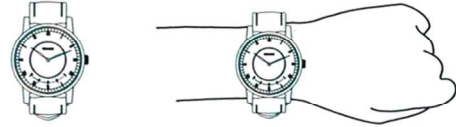
## Replace battery

The watch standby time is more than 6 months, please replace the battery in time when it run out



03

## Wear the watch



## APP Setup

Search TRASENSE on the APP Store or Google Play to Download and install it.

| IOS adapter models   | Android adapter models   |
|--|--|
| <ul style="list-style-type: none"> <li>iPhone 4S/5 /5S/5C/6/6plus</li> <li>iPad3</li> <li>iPad mini</li> <li>iPad air</li> <li>iPod touch 5</li> </ul> | <ul style="list-style-type: none"> <li>Nexus 4/5/7</li> <li>Samsung S3/S4/S5</li> <li>Samsung Note3/Note2</li> </ul> <p>And supports the most of other Android 4.3 models with bluetooth 4.0</p> |



## Connect watch and phone

Turn on your watch "bluetooth", open the APP, according to the guide, input your personal information, "click" "lock", and search for watch. When the APP shows "double-click the glass to finish", you double click the surface of the watch, and then the watch lights flashing, watch vibration means the watch successfully SYNC with your phone.



02

## Attention

- Before using this smart watch, you are advised to carefully read this note. For improper use or do not follow this manual shows that using the consequences, the manufacturer is not responsible for. Please read the following instructions carefully. Comply with these instructions!
- Note that all warnings!
- In addition to the replacement battery, please do not attempt to open the host. If the operation or improper handling, the product and battery material may affect human health or environmental pollution.
- Please do not interfere with the normal work of the smart watch.
- Please do not fall or collision with hard objects, otherwise may cause equipment damage of surface, loss of data or other hardware mutilation.
- Please do not use corrosive cleaner clean your smart watches.
- Please do not placed smart watch in the dishwasher, washing machine or dryer.
- Please do not let smart watch exposed to extremely high or very low temperatures.
- Please do not let smart watch in direct sunlight for a long time.
- Please do not let the smart watch near open flame.
- Please do not put smart watch on fire, the battery might explode.
- This watch waterproof level for the life, do not use under the condition of hot water, and it should not be worn when bathing and swimming.
- Please do not attempt to disassemble the smart watches, its component can not repair.
- Please do not let children use it as a toy to play, small parts may cause asphyxia children.

04