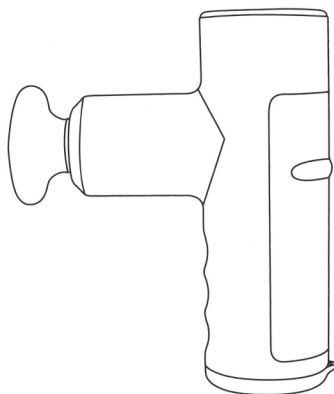
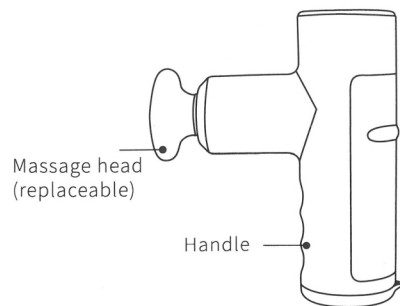


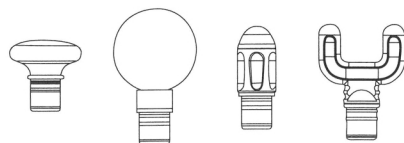
MINI.I Fascial gun



Product overview



Massage head



Flat flat head Ball head Cylinder head U-head

It is suitable for relaxation and shaping of various muscle parts

Suitable for massaging all muscle parts, such as palms, soles, etc

It is applicable to impact deep tissues, such as meridian joints, etc

Apply to massage the neck and Achilles tendon of spine

Product parameters

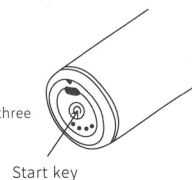
-Model: MINI.I
-Rated voltage: 8.4v
-Rated current: 2A
-Input parameter: 5V-2A
-Maximum speed: 3200r/min
-Battery capacity: 2000mAh
-Executive standard: GB31241-2014



Product use

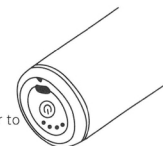
On / off

- Press and hold the start key for three seconds.
- Press and hold the start key for three seconds to shut down.



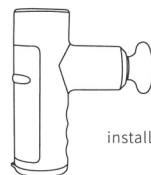
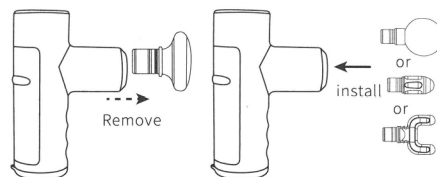
Force adjustment

- The starting gear is first gear.
- Click the start key once to increase one gear.
- The maximum gear is fourth gear.
- Click the start key once in fourth gear to change to first gear.



Note: in order to protect bones and muscles, avoid long-term fixed-point massage, resulting in damage, close to open 10 minutes to automatically stop the intelligent protection mode.

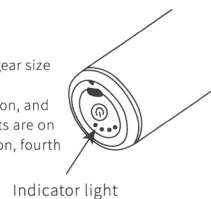
Change massage head



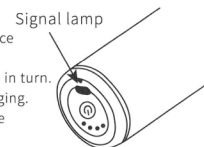
installation is complete

Indicator light, signal light

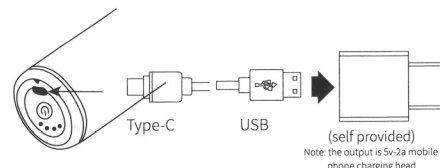
- The indicator light indicates the gear size of the fascia gun.
- The first gear is when one light is on, and the second gear is when two lights are on. Third gear when three lights are on, fourth gear when four lights are on.



- The signal light is always blue once when the machine is turned on. Four indicator lights are on once in turn.
- The signal light is red when charging.
- The signal light is green when the battery is fully charged.



Charge



- Please be sure to fully charge before first use.
- The signal light is red when charging, and green after charging.
- The charging time is about 4h, and the maximum range is about 6-7h.
- When the power of the fascial gun is less than 10%, the signal light flashes green, and the signal light
- Turn on the green light and charge as soon as possible.

***To ensure the safety of use, do not use the fascial gun when charging**

***In order to protect the battery life, the signal light flashes green and charges as soon as possible**

Indication

- Pain and spasm due to muscle contusion, sprain and strain
- To help the swelling flow
- Loose and thickened connective tissue and fascia
- Reduce the accumulation of lactic acid in muscle
- Increase joint mobility
- Eliminate muscle fatigue

Taboo

- Aneurysm, bleeding, blood thinners
- Heart disease, with pacemaker or defibrillator
- Pregnancy, cancer
- The device cannot be used within 3 inches of internal fixation within 90 days after internal fixation
- Sensitive area head, face, cervical vertebra, spine and vertebral body
- The position of tibia, dorsum of foot, dorsum of hand, etc. near the skeleton with less muscle coverage

Detailed list

| | | |
|-------------------|-------------------------|------------------|
| host x1 | Type-C charging line x1 | instructions x1 |
| Ball head x1 | U-head x1 | Cylinder head x1 |
| Flat flat head x1 | | |